

## Important Dates

|                  |  |
|------------------|--|
| <b>15 May</b> -  | WASO Incursion                                       |
| <b>22 May</b> -  | C1 assembly 9.15am                                   |
| <b>28 May</b> -  | School Board Meeting                                 |
| <b>29 May</b> -  | <b>Kapture</b> – School photo day (Wednesday week 7) |
| <b>3 June</b> -  | <b>WA Day</b> public holiday (Monday)                |
| <b>5 June</b> -  | Rm 3 and Rm 5 assembly 9.15am                        |
| <b>19 June</b> - | C3 and C4 assembly 9.15am                            |
| <b>24 June</b> - | <b>NAIDOC</b> Art Incursion                          |
| <b>28 June</b> - | <b>Last day of term - Friday</b>                     |

## Principals Pen

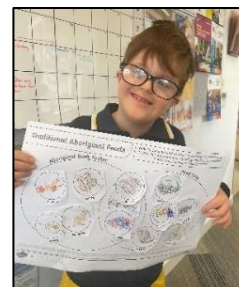

It is scary to think we are almost halfway through the term already. It has been a busy fortnight, with two classes heading off to the Sensorium excursion and having the wonderful Bunnings team running an incursion for the ESC students. We love having opportunities to learn beyond the walls of the classroom, and watching the students strive in alternative settings and participating in different programs.

We have also felt the definite change in seasons this past fortnight, experiencing much cooler days. As we know, the cooler weather often brings more illness, so thank you to the parents who have been proactive in keeping children home when they are presenting with symptoms. This does keep all the children safe as we do have a number of students in the centre who have compromised immune systems.

## Storm Breen Principal

## Good Workers

What fabulous work our superstar students have shown us this week. Look at those big smiles. Well done Aneesa and Elijah, we are very proud of you!



## Key Word Signs

Our Key Word Signs for this week are: Help, Climb, Sit, Finished. Please take the time to practise these words with your children and use the key word signs to support with their understanding in everyday use.



climb

Move open cupped hands to mime action of climbing. \*Sign may be varied for ladder, tree, etc.



help

Place dominant hand bent at third knuckles, palm down, onto non-dominant palm. Or may place dominant hand onto non-dominant hand, palms together. Move formation forward. \* With directionality.



finished

Extend dominant thumb, fingers closed. Rock hand formation from side to side several times.



sit

Place open dominant hand on back of non-dominant hand and move formation down slightly. \*With directionality.



## Bunnings Incursion

On Wednesday 1<sup>st</sup> May we had Bunnings, Wangara come to our centre for an Art incursion.

Tonia was a vibrant addition to our Arts teaching program. She welcomed all students and staff into the C block wet area, where she had set up activities for junior and senior classes. Although students were eager to get their hands on the equipment, they used attentive listening skills to watch and listen to instructions from Tonia before starting the activity. Junior students engaged in gardening, while the senior students got busy with woodwork skills. We discussed the tools and equipment that we used and their purpose. Amongst other things we used: spades, soil, flowers, pot, hammers, nails, glue, wood and rope. The students all had a great time.

We are so thankful to Bunnings Wangara and appreciate the community involvement they are dedicated to and the relationship they have with our centre, providing our students with enriched learning and fun incursions.



## Jodanne Walker Teacher







## Music

In Music class this year we have been learning songs that get our bodies moving, identifying our body parts through song and using our fine motor and gross motor skills in songs. Our Bubble song is a favourite where students are encouraged to grab, clap, point, flick and blow the bubbles.

Instrument time is a joy for most students who love to hear the sound produced by each instrument. Students start by learning how to 'play' and 'stop' playing instruments, moving onto picture exchange programs for requesting an instrument and swapping instruments around a circle during songs. Listening to the music and verbal instructions from the teacher, using multiple instruments to play during a song and using a set instrument to read and play the notes and rhythm to build up a rhythm with the whole class.

A large focus of our instrument playing time is using Djembe drums to play and make sounds and rhythms. Due to the size of these instruments the students are drawn to them and with a solid hand strike can play the Bass and Tone strikes well.






## Wonderbox Sensorium Excursion

On Friday 3<sup>rd</sup> May, C1 and Room 1 attended the Wonderbox Sensorium in the State Theatre. Wonderbox is a multi-sensory relaxed performance that explores Curiosity, Choice, Wonder and Celebration. The students enjoyed music, dancing and visual stimulation during the performance. The performers used live music, strong visuals, key signs and limited language. The students had a wonderful time.



**Sarah O'Doherty**  
Teacher



## NAIDOC Week Art Project

We are excited to be embarking on another wonderful art project with Joy Vallance-Humes of Big Yorgas Art. Joy is an indigenous artist who led us with mark making on our yarning circle in the nature play area. This next project will take place at the end of term 2 in line with NAIDOC celebrations. It will be a wall mural that will lead into the entrance of our administration building. Something that our Creaney ESC students can create for everyone to enjoy each time they walk past it.

We wish to gain your input into which of the three designs (below) we will create. Joy has designed these draft images for us to choose from. Voting slips will be given out to your child to bring home this week, and voting boxes will be available to pop your slips into. Please also see the attached letter in the email for more information.



The first design is a landscape piece that links to Noongar people to "mission," places where they were taught landscaping styles and we then incorporated these into our traditional painting to tell stories.



The next two pieces are focusing on our seasons, using traditional symbols to tell a story of rain, wind, water, growth, song lines and community.



## Djeran

**Djeran** is the season from April to May. It is the autumn season, when the cooler weather begins. It is a time of red flowers. Banksias start to display their flowers, ensuring that there are nectar food sources for the many small mammals and birds that rely upon them. Hunting for fish continued. Bulbs and seeds were eaten for food as well as plant life and roots from certain plants. As the nights become colder and damper, traditional shelters are repaired in readiness for winter.